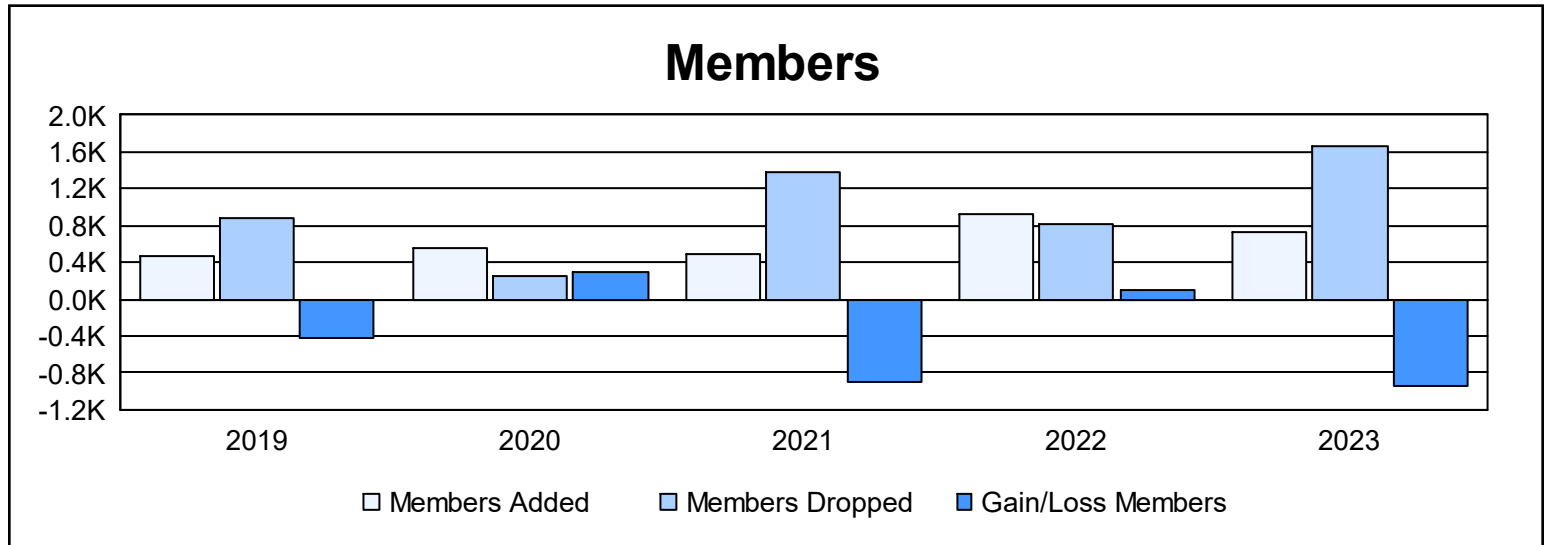
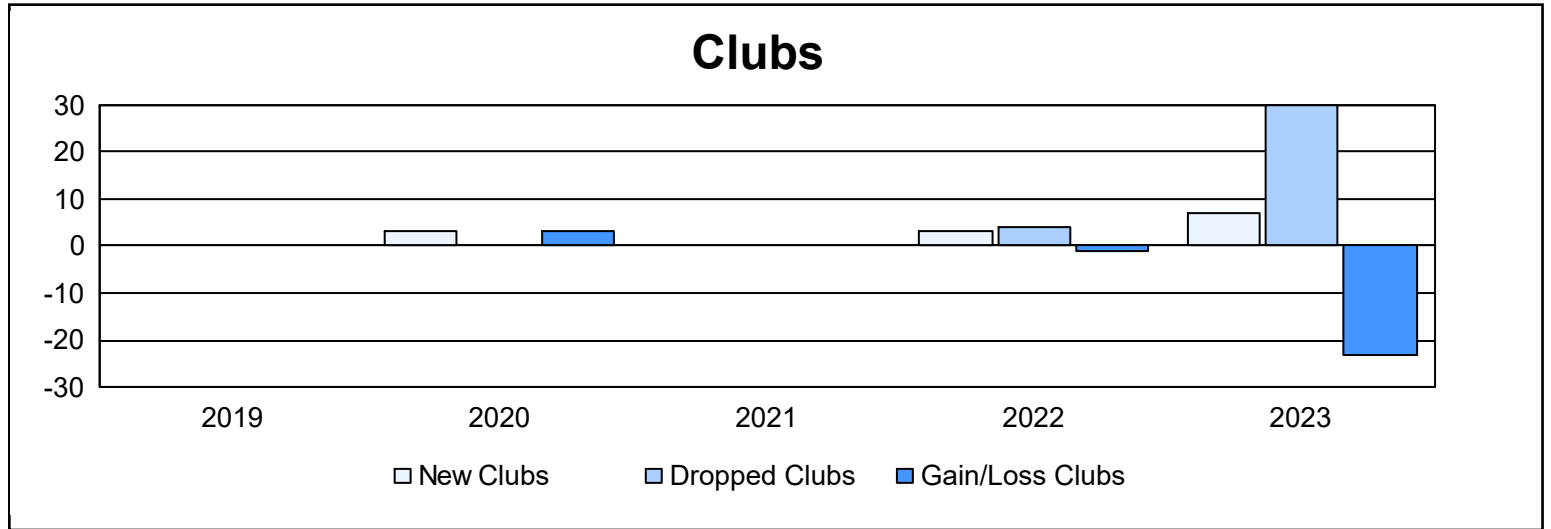
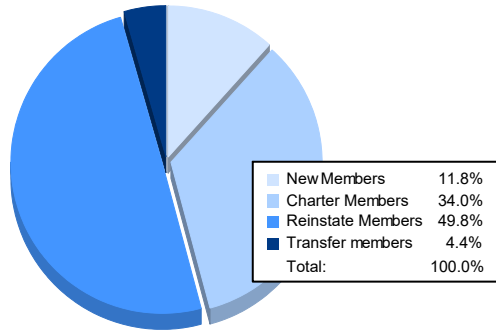


| Year | New Clubs | Dropped Clubs | Gain/ Loss Clubs | New Members | Charter Members | Reinstate Members | Transfer Members | Total Member Added | Total Members Dropped | Gain/ Loss Members |
|----------------|-----------|---------------|------------------|-------------|-----------------|-------------------|------------------|--------------------|-----------------------|--------------------|
| 2018-2019 | 0 | 0 | 0 | 431 | 6 | 16 | 6 | 459 | 878 | -419 |
| 2019-2020 | 3 | 0 | 3 | 390 | 104 | 45 | 14 | 553 | 260 | 293 |
| 2020-2021 | 0 | 0 | 0 | 372 | 30 | 68 | 14 | 484 | 1,375 | -891 |
| 2021-2022 | 3 | 4 | -1 | 564 | 120 | 218 | 14 | 916 | 808 | 108 |
| 2022-2023 | 7 | 30 | -23 | 85 | 245 | 359 | 32 | 721 | 1,668 | -947 |
| Average | 3 | 7 | -4 | 368 | 101 | 141 | 16 | 627 | 998 | -371 |



Membership Composition June 2023 Cumulative



Gender Composition June 2023 Cumulative

